



Toll Free US & Canada: **800-645-8180**

Eastern Division

60 Fleetwood Ct., Ronkonkoma, NY 11779-6907
Telephone: (631) 471-3300 Fax: (631) 471-3308

Western Division

1219 W. Mahalo Place, Rancho Dominguez, CA 90220-5446
Telephone : (310) 632-5400 Fax: (310) 632-3900

Supplying the Aerospace, Defense & Metal Working Industries Since 1951!

Minimum Order

\$100.00 List Price

Terms

Net 30 days on approved credit only.
Approved credit cards.
Prepaid via check or wire transfer.

No C.O.D. shipments.

Returns

Return authorization is required.
Merchandise must be sent freight prepaid to the facility from which it was purchased.
A 20% restocking charge is applicable.

All claims must be made within 7 days of receipt of goods.

Freight

F.O.B. shipping point.

Special Orders

All special orders may require prepayment.

Currency

All prices are in US dollars.

Overseas Customer Terms

Same as above, only **prepayment via bank wire transfer (all fees for buyers account) or by bank check.**

US Air Tool Company (also known as USATCO) has been a family owned and operated business since 1951. We are now a US manufacturer and worldwide distributor of high quality tools for the aviation industry with offices in New York & California. In addition, from the beginning of the homebuilder era in the 1970's, USATCO has been providing tools and equipment to craftsmen around the world who build and fly their own aircraft. These "sheet-metal artists" are now flying thousands of planes built and maintained with USATCO tools.

USATCO offers the highest quality products at competitive prices, with the knowledge and experience necessary for expert advice in product selection. Our courteous staff will be pleased to assist you. And of course, all the products we offer are fully guaranteed. If you don't see what you are looking for, please don't hesitate to contact us. We work hard to provide our customers with straightforward & reliable business. Try us & see!

USATCO.com

Don't forget to check out USATCO Online, with monthly sales, homebuilder specials, surplus items & an easy to use interface its a great place to shop for tools on the web. www.USATCO.com

Government IMPAC Cards Accepted

USATCO Tool Repair

We repair all major brand pneumatic tools on our premises. We are an official repair station for Cherry Textron[®], Chicago Pneumatic[®], and Cooper[®] Power Tools (including Dotco[®], Gardener Denver[®], Buckeye[®] and Doler[®]). In addition, we have our own manufacturing and modification facilities. We are riveting and product assembly specialists!

We will be happy to examine your tools free of charge and give you an estimate of repair cost. Ship prepaid to any of our facilities. Please send tensiometers to our New York Lab only.

Please ask about our tool rental policy!

Limited Warranty

If for any reason you are not completely satisfied with any item purchased from us you may request a return authorization within seven (7) days of receipt of goods. When obtained, send us the item (transportation prepaid) for replacement, repair or refund. Tools manufactured by USATCO are warrantied for one (1) year from date of purchase. We cannot assume liability for abuse, misuse or alteration of goods. Any tampering with tools or attempted repairs of same will nullify this warranty. Warranties from other manufacturers available upon request.

G747 Lightweight CherryMAX® Power Riveter



*Uses Existing
CherryMAX
Tooling*

*Lightweight &
High Power*

G747

The G747 is a pneumatic-hydraulic tool designed specifically for installation of CherryMAX and nut plate rivets. Its durable, all metal housing makes this tool ideal for use in rugged shop environments.

This tool utilizes straight, offset and right angle pulling heads, all of which can install -4, -5 and -6 diameter CherryMAX bulb type rivets in all head styles, materials and grip lengths.

- 10° angled head allows user to work using a natural hand position.
- A comfortable grip for one handed operation in any position.
- Same weight as the G702A, with the power of much larger tools.

Specifications

Air Pressure 90 PSI (6.2 bar) min./110 PSI (7.6 bar) max.

Cycle Time approximately one second

Noise Level 71 dB (A)

Vibration less than 2.5 m/s²

Air Consumption .09 SCFM / cycle (2.55 L / cycle)

G747 Power Riveter			
Part Number	Stroke	Pulling Force	Weight
G747	.437"	2100 lbs (953 kgs)	3.5 lbs (1.6 kgs)

G747 Routine Maintenance Kit (see page 118 for more info)	
Part Number	Includes
G747KS	All Required Seals, 'O' Rings, Gaskets & Hardware

G747 Pulling Heads

- Pulling heads not included with riveter, please order from chart below.
- Interchangeable nosepiece pulling heads also available on page 114.
- For full specifications on pulling heads below please see pages 115-116.
- Extensions are available for extending the pulling heads to reach limited access areas, see page 117.

G747 Pulling Heads					
Part Number	Head Style	Required Adapter	Rivet Type	Rivet Diameters	Max. Grip
H701B-456	Straight	—	CherryMAX	1/8", 5/32", 3/16" **	All
			CherryMAX 'AB'	1/8", 5/32", 3/16" †	-4 *
			SST	1/8", 5/32", 3/16" **	All
H747-3NPR	Straight	—	Nut Plate	3/32"	-4 *
H753A-456	Right Angle	—	CherryMAX	1/8", 5/32", 3/16" **	All
			CherryMAX 'AB'	1/8", 5/32", 3/16" †	-4
			SST	1/8", 5/32", 3/16" **	All
H781A-456 H782 †	Offset	—	CherryMAX	1/8", 5/32", 3/16" **	All
			CherryMAX 'AB'	1/8", 5/32", 3/16" †	-4 *
			SST	1/8", 5/32", 3/16" **	All
H9015-3C	Straight	704A9	MS / Nut Plate ††	3/32"	-4 *
H9015-4C	Straight	704A9	MS / Nut Plate ††	1/8"	-4 *
H9015-5C	Straight	704A9	MS / Nut Plate ††	5/32"	-4 *
H9015-6C	Straight	704A9	MS / Nut Plate ††	3/16"	-4 *
H955-3	Straight	—	CherryLOCK 'A' ***	3/32"	-4 *
H955-4	Straight	—	CherryLOCK 'A' ***	1/8"	-4 *
H955-5	Straight	—	CherryLOCK 'A' ***	5/32"	-4 *
H955-6	Straight	—	CherryLOCK 'A' ***	3/16"	-4 *
H746-4MBC	Straight	—	Std. MBC	1/8"	-4 *
H746-5MBC	Straight	—	Std. MBC	5/32"	-4 *
H746-6MBC	Straight	—	Std. MBC	3/16"	-4 *

* May be double stroked for longer grips. ** Nominal and oversize.
 *** When installing CherryLOCK 'A' rivets, the proper diameter pulling head must be used.
 † Will not install 3/16" diameter aluminum (stainless steel & monel only). †† Serrated stems only.
 † See page 114 for more information on H782 pulling head and interchangeable nosepieces.

G747 Power Riveter Kit



G747 Power Riveter Kit	
Part Number	Installs
G747CMR	NAS 9301 to 9312 (1/8" to 3/16"), MS90353/4, MS21140/1, TAF 'S' Type (1/8" & 5/32") & MS20604/5 (3/32")

Pulling Heads Included: H701B-456 (Straight), H781A-456 (Offset), H753A-456 (Right Angle) & H747-3NPR (3/32" Nut Plate) **Accessories Included:** 700A77 Bleeder Bottle, 269C3 Grip Selector Gauge, 670A20 Stem Catcher Bag, P1393 Molded Plastic Case & All Necessary Manuals

G746A CherryMAX® Power Riveter



The G746A is a pneumatic-hydraulic tool designed specifically for installation of CherryMAX Bulb, CherryMAX 'AB' wiredraw and CherryLOCK 'A' wiredraw rivets. Its durable, all metal housing makes this tool ideal for use in rugged shop environments.

This tool utilizes straight, offset and right angle pulling heads.

- A comfortable grip for one handed operation in any position.

Specifications

Air Pressure 90 PSI (6.2 bar) min./110 PSI (7.6 bar) max.

Cycle Time approximately one second

Noise Level 72 dB (A)

Vibration less than 2.5 m/s2

Air Consumption .25 SCFM / cycle (7.08 L / cycle)

G746A Power Riveter			
Part Number	Stroke	Pulling Force	Weight
G746A	.875"	1850 lbs (839 kgs)	4.25 lbs (1.9 kgs)

G746A Routine Maintenance Kit (see page 118 for more info)	
Part Number	Includes
G746KS	All Required Seals, 'O' Rings, Gaskets & Hardware

G746A Pulling Heads

- Pulling heads not included with riveter, please order from chart below.
- Interchangeable nosepiece pulling heads also available on page 114.
- For full specifications on pulling heads below please see pages 115-116.
- Extensions are available for extending the pulling heads to reach limited access areas, see page 117.

G746A Pulling Heads					
Part Number	Head Style	Required Adapter	Rivet Type	Rivet Diameters	Max. Grip
H701B-456	Straight	-	CherryMAX	1/8", 5/32", 3/16" ** †††	All
			CherryMAX 'AB'	1/8", 5/32", 3/16" ***	-9 *
			MBC L/C	1/8", 5/32", 3/16"	-9 *
			SST	1/8", 5/32", 3/16" **	All
H753A-456	Right Angle	-	CherryMAX	1/8", 5/32", 3/16" ** †††	All
			CherryMAX 'AB'	1/8", 5/32", 3/16" ***	-4
			SST	1/8", 5/32", 3/16" **	All
H781A-456 H782 ¹	Offset	-	CherryMAX	1/8", 5/32", 3/16" ** †††	All
			CherryMAX 'AB'	1/8", 5/32", 3/16" ***	-4 *
			SST	1/8", 5/32", 3/16" **	All
H9015-3C	Straight	704A9	MS ††	3/32"	All
H9015-4C	Straight	704A9	MS ††	1/8"	All
H9015-5C	Straight	704A9	MS ††	5/32"	All
H9015-6C	Straight	704A9	MS ††	3/16"	All
H955-3	Straight	-	CherryLOCK 'A'	3/32"	-9 *
H955-4	Straight	-	CherryLOCK 'A'	1/8"	-9 *
H955-5	Straight	-	CherryLOCK 'A'	5/32"	-9 *
H955-6	Straight	-	CherryLOCK 'A'	3/16"	-9 *
H746-4MBC	Straight	-	Std. MBC	1/8"	All
H746-5MBC	Straight	-	Std. MBC	5/32"	All
H746-6MBC	Straight	-	Std. MBC	3/16"	All

* May be double stroked for longer grips. ** Nominal and oversize.
 *** When installing CherryLOCK 'A' rivets, the proper diameter pulling head must be used.
 †† Serrated stems only. ††† Will not install 3/16" diameter Inconel 600 rivets.
¹ See page 114 for more information on H782 pulling head and interchangeable nosepieces.

G746A Power Riveter Kits



G746A CherryMAX Kit	
Part Number	Installs
G746ACMRB	-4, -5, -6 CherryMAX*

Pulling Heads Included: H701B-456, H781A-456 & H735A-456 **Accessories Incl.:** 700A77 Bleeder Bottle, 269C3 Grip Selector Gauge, 670A20 Stem Catcher Bag, P1393 Molded Plastic Case & All Necessary Manuals * Except 3/16" inconel and oversize.

G746A CherryLock Kit	
Part Number	Installs
G746ACMRW	SST & -3, -4, -5, -6 CherryLock "A"

Pulling Heads Included: H955-3, H955-4, H955-5 & H955-6 **Accessories Included:** 700A77 Bleeder Bottle, 269C3 Grip Selector Gauge, 670A20 Stem Catcher Bag, P1393 Molded Plastic Case & All Necessary Manuals

G704B CherryMAX® Power Riveter



G704B

The G704B is a pneumatic-hydraulic tool designed specifically for installation of CherryMAX and nut plate rivets. Its durable, all metal housing makes this tool ideal for use in rugged shop environments.

This tool utilizes straight, offset and right angle pulling heads, all of which can install -4, -5 and -6 diameter CherryMAX bulb type rivets in all head styles, materials and grip lengths.

- A comfortable grip for one handed operation in any position.

Specifications

Air Pressure 90 PSI (6.2 bar) min./110 PSI (7.6 bar) max.

Cycle Time approximately one second

Noise Level 71 dB (A)

Vibration less than 2.5 m/s²

Air Consumption .16 SCFM / cycle (4.53 L / cycle)

G704B Power Riveter			
Part Number	Stroke	Pulling Force	Weight
G704B	.510"	3100 lbs (1406 kgs)	4.25 lbs (1.9 kgs)

G704B Routine Maintenance Kit (see page 118 for more info)	
Part Number	Includes
G704KS	All Required Seals, 'O' Rings, Gaskets & Hardware

G704B Pulling Heads

- Pulling heads not included with riveter, please order from chart below.
- Interchangeable nosepiece pulling heads also available on page 114.
- For full specifications on pulling heads below please see pages 115-116.
- Extensions are available for extending the pulling heads to reach limited access areas, see page 117.

G704B Pulling Heads					
Part Number	Head Style	Required Adapter	Rivet Type	Rivet Diameters	Max. Grip
H701B-456	Straight	—	CherryMAX	1/8", 5/32", 3/16" **	All
			CherryMAX 'AB'	1/8", 5/32", 3/16" †	-4 *
			MBC L/C	1/8", 5/32", 3/16"	-4 *
			SST	1/8", 5/32", 3/16" **	All
H753A-456	Right Angle	—	CherryMAX	1/8", 5/32", 3/16" **	All
			CherryMAX 'AB'	1/8", 5/32", 3/16" †	-4
			SST	1/8", 5/32", 3/16" **	All
H781A-456 H782 †	Offset	—	CherryMAX	1/8", 5/32", 3/16" **	All
			CherryMAX 'AB'	1/8", 5/32", 3/16" †	-4 *
			SST	1/8", 5/32", 3/16" **	All
H9015-3C	Straight	704A9	MS ††	3/32"	-4 *
H9015-4C	Straight	704A9	MS ††	1/8"	-4 *
H9015-5C	Straight	704A9	MS ††	5/32"	-4 *
H9015-6C	Straight	704A9	MS ††	3/16"	-4 *
H955-3	Straight	—	CherryLOCK 'A'	3/32" †	-4 *
H955-4	Straight	—	CherryLOCK 'A'	1/8" †	-4 *
H955-5	Straight	—	CherryLOCK 'A'	5/32" †	-4 *
H955-6	Straight	—	CherryLOCK 'A'	3/16" †	-4 *
H746A-4MBC	Straight	—	Std. MBC	1/8"	-4 *
H746A-5MBC	Straight	—	Std. MBC	5/32"	-4 *
H746A-6MBC	Straight	—	Std. MBC	3/16"	-4 *

* May be double stroked for longer grips. ** Nominal and oversize.
 † Will not install 3/16" diameter aluminum (stainless steel & monel only). †† Serrated stems only.
 † See page 114 for more information on H782 pulling head and interchangeable nosepieces.

G704B Power Riveter Kit



G704B CherryMAX Kit	
Part Number	Installs
G704BCMR	-4, -5, -6 CherryMAX

Pulling Heads Included: H701B-456, H781A-456 & H735A-456
Accessories Included: 700A77 Bleeder Bottle, 269C3 Grip Selector Gauge, 670A20 Stem Catcher Bag, P1393 Molded Plastic Case & All Necessary Manuals

G704B-SR & G704B-40SH CherryMAX® Split Power Riveters



The CherryMAX G704B-SR & G704B-40SH split power riveters were designed specifically for the installation of CherryMAX rivets in applications with extremely limited access.

The tool transmits power from the power unit through a flexible hose to a small, lightweight head. By utilizing the proper pulling head, design problems and operator fatigue can be greatly reduced.

The SR model is equipped with a three foot hose and the 40SH model is equipped with an eight foot hose.

G704B-SR & G704B-40SH Pulling Heads

- Pulling heads not incl. with riveter, please order from chart below.
- Interchangeable nosepiece pulling heads also avail. on page 114.
- For full specs on pulling heads below please see pages 115-116.
- Extensions are available for extending the pulling heads to reach limited access areas, see page 117.

Specifications

Air Pressure 90 PSI (6.2 bar) min./110 PSI (7.6 bar) max.

Noise Level does not exceed 85 dB (A)

Air Consumption 4 CFM @ 20 cycles per minute

G704B-SR & G704B-40SH Split Power Riveters				
Part Number	Hose Length	Stroke	Pulling Force	Weight
G704B-SR	3' (91.5 cm)	.518"	3136 lbs (1423 kgs)	4.5 lbs (2.0 kgs) (power unit only)
G704B-40SH	10' (305 cm)			

G704B-__ Routine Maintenance Kits (see page 118 for more info)		
Part Number	For Tool	Includes
G704KS	G704B-SR	All Req'd Seals, 'O' Rings, Gaskets & Hardware
G704B-40SR/40SHKS	G704B-40SH	

G704B-SR & G704B-40SH Pulling Heads				
Part Number	Head Style	Rivet Type	Rivet Diameters	Max. Grip
H701B-456	Straight	CherryMAX	1/8", 5/32", 3/16" **	All
		CherryMAX 'AB'	1/8", 5/32", 3/16" †	-4 *
		MBC L/C	1/8", 5/32", 3/16" †	-4 *
		SST	1/8", 5/32", 3/16" **	All
H753A-456	Right Angle	CherryMAX	1/8", 5/32", 3/16" **	All
		CherryMAX 'AB'	1/8", 5/32", 3/16" †	-4
		SST	1/8", 5/32", 3/16" **	All
H781A-456	Offset	CherryMAX	1/8", 5/32", 3/16" **	All
		CherryMAX 'AB'	1/8", 5/32", 3/16" †	-4 *
		SST	1/8", 5/32", 3/16" **	All

G704B-SR & G704B-40SH Pulling Heads					
Part Number	Head Style	Required Adapter	Rivet Type	Rivet Diameters	Max. Grip
H9015-3C	Straight	704A9	MS ††	3/32"	-4 *
H9015-4C	Straight	704A9	MS ††	1/8"	-4 *
H9015-5C	Straight	704A9	MS ††	5/32"	-4 *
H9015-6C	Straight	704A9	MS ††	3/16"	-4 *
H955-3	Straight	—	CherryLOCK 'A'	3/32" †	-4 *
H955-4	Straight	—	CherryLOCK 'A'	1/8" †	-4 *
H955-5	Straight	—	CherryLOCK 'A'	5/32" †	-4 *
H955-6	Straight	—	CherryLOCK 'A'	3/16" †	-4 *
H746A-4MBC	Straight	—	Std. MBC	1/8"	-4 *
H746A-5MBC	Straight	—	Std. MBC	5/32"	-4 *
H746A-6MBC	Straight	—	Std. MBC	3/16"	-4 *

* May be double stroked for longer grips. ** Nominal and oversize. † Will not install 3/16" diameter aluminum (stainless steel & monel only). †† Serrated stems only.

G784 Hydro-Shift CherryLOCK® Power Riveter



The G784 is a pneumatic-hydraulic tool designed specifically for installation of CherryLOCK rivets. Its durable, all metal housing makes this tool ideal for use in rugged shop environments.

This tool will install nearly all diameters of CherryLOCK rivets up to a half-inch grip, 'A' group only.

With proper adapters & pulling heads this tool can be used to install other types of rivets, see charts below and page 118.

- A comfortable grip for one handed operation in any position.

Specifications

Air Pressure 90 PSI (6.2 bar) min./110 PSI (7.6 bar) max.

Noise Level 69.7 dB (A)

Vibration less than 2.5 m/s2

Air Consumption .27 SCFM / cycle (7.65 L / cycle)

G784 Power Riveter			
Part Number	Stroke	Pulling Force	Weight
G784	7/8"	2,600 lbs (1,179 kgs)	8 lbs (3.6 kgs)

G784 Routine Maintenance Kit (see page 118 for more info)	
Part Number	Includes
G784KS	All Required Seals, 'O' Rings, Gaskets & Hardware

G784 Pulling Heads

- Pulling heads not included with riveter, please order from charts below.
- For full specifications on pulling heads below please see page 115.

G784 Pulling Heads For Standard CherryLOCK Rivets (NAS1398 & 1399)							
Rivet Part Number	Rivet Dia.	CR2163	CR2162	CR2563	CR2562	CR2643	CR2642
		CR2263	CR2164 †			CR2653	CR2652
		Aluminum Univ. Head	Aluminum Ctsk. Head	Monel Univ. Head	Monel Ctsk. Head	St. Steel Univ. Head	St. Steel Ctsk. Head
H681-3C	-3	—	—	—	—	All	All
H681-4C	-4	All	All	All	All	All	All
H681-5C	-5	-8	-9	-8	-9	-8	-9
H681-6C	-6	-8	-9	-8	-9	-8	-9
H681-8C	-8	-8	-9	-8	-9	—	—

G784 Pulling Heads For Bulbed CherryLOCK Rivets (NAS1738 & 1739)							
Rivet Part Number	Rivet Dia.	CR2235 *	CR2238	CR2539	CR2538	CR2839	CR2838
		CR2239					
		Aluminum Univ. Head	Aluminum Ctsk. Head	Monel Univ. Head	Monel Ctsk. Head	Inconel Univ. Head	Inconel Ctsk. Head
H681-4C	-4	All	All	All	All	All	All
H681-5C	-5	All	All	All	All	All	All
H681-6C	-6	All	All	All	All	All	All

Other G784 Pulling Heads***					
Part Number	Head Style	Required Adapter	Rivet Type	Rivet Diameters	Max. Grip
H680B200A	Straight	—	CherryMAX	1/8", 5/32", 3/16"	All
H680B208	Straight	—	CherryMAX	1/4"	All
H753A-456	Right Angle	680B205	CherryMAX	1/8", 5/32", 3/16"	All
H781A-456	Offset	680B205	CherryMAX	1/8", 5/32", 3/16"	All

† Use part no. H681-(-)S * Use part no. H681B166-(-) ** Use part no. H681-(-)F
 *** The G784 riveter will also accept pulling heads to install CherryLOCK 'A' rivets (680B46 adapter required) and MS rivets (680B46 or 680B57 adapter required), please see page 118.

G784 Power Riveter Kits



G784 CherryLock Kit	
Part Number	Installs
G784CLRA	1/8" to 3/16", NAS 1398/9 '-' Type & CherryLock

Pulling Heads Included: H681-4C, H681-5C & H681-6C
Accessories Included: 700A77 Bleeder Bottle, 269C3 Grip Selector Gauge, 680A159 Stroke Setting Gauge, P1395 Molded Plastic Case & All Necessary Manuals

G784 Basic Kit	
Part Number	Installs
G784CLRB	No Pulling Heads Included

Accessories Included: 700A77 Bleeder Bottle, 269C3 Grip Selector Gauge, P1395 Molded Plastic Case & All Necessary Manuals

G702A Lightweight Nut Plate Power Riveter



G702A

The G702A is a pneumatic-hydraulic tool designed specifically for installation of nut plate rivets. Its durable, all metal housing makes this tool ideal for use in rugged shop environments.

The H702-3NPR pulling head fits directly on the tool to install -3, -4, 2.5 mm & 3mm nut plate rivets.

- 10° angled head allows user to work using a natural hand position.
- A comfortable grip for one handed operation in any position.

Specifications

- Air Pressure** 90 PSI (6.2 bar) min./110 PSI (7.6 bar) max.
- Cycle Time** approximately one second
- Noise Level** 71 dB (A)
- Vibration** less than 2.5 m/s²
- Air Consumption** .09 SCFM / cycle (2.55 L / cycle)

G702A Power Riveter			
Part Number	Stroke	Pulling Force	Weight
G702A	3/4"	1,100 lbs (499 kgs)	3.5 lbs (1.6 kgs)

G702A Routine Maintenance Kit (see page 118 for more info)	
Part Number	Includes
G702AKS	All Required Seals, 'O' Rings, Gaskets & Hardware

G702A Pulling Head & Inserts

- Pulling heads not incl. with riveter, please order from chart below.
- For full specs on pulling head below please see page 116.

G702A Pulling Head & Inserts					
Part Number	Head Style	Rivet Insert	Rivet Type	Rivet Diameters	Max. Grip
H702-3NPR	Straight	728A9-3 *	Nut Plate	3/32", 2.5 mm	-12 **
		728A9-104 *	Nut Plate	1/8", 3.0 mm	-12 **
		728A9-3	SPR	3/32"	All

* Included with pulling head. ** On the first stroke.

G902 Lightweight Nut Plate Power Riveters



G902

G902-15

Durable All Metal Housing

Limited Access Extensions Available, Please Inquire

The G902 (feed through) & G902-15 (side eject) are all-pneumatic tools designed specifically for installation of nut plate rivets.

This tool utilizes straight pulling heads which can install 3/32" and 1/8" pull-through type nut plate rivets and 3/32" CherryLOCK 'A' rivets.

Specifications

- Air Pressure** 90 PSI (6.2 bar) min./120 PSI (8.2 bar) max.
- Cycle Time** approximately one second
- Noise Level** 60 dB (A)
- Vibration** less than 2.5 m/s²
- Air Consumption** .05 SCFM / cycle (1.42 L / cycle)

G902 & G902-15 Power Riveters				
Part Number	Type	Stroke	Pulling Force*	Weight
G902	Feed-Through	3/4"	550 lbs (250 kgs)	2 lbs (0.9 kgs)
G902-15	Side Eject			

* Force rated at 90 PSI. Pulling force at 120 PSI is 730 lbs (331 kgs).

G902 & G902-15 Pulling Heads

- Pulling heads not incl. with riveter, please order from chart below.
- For full specs on pulling heads below please see pages 115-116.

G902 Pulling Heads			
Part Number	Rivet Type	Rivet Diameters	Max. Grip
H902-3NPR	Nut Plate	3/32", 2.5 & 3 mm	-8 *
	SPR	3/32"	-8 *
H9055-3	CherryLOCK 'A'	3/32"	-8 *
H902-4NPR	Nut Plate	1/8"	-8 *
H701B-456			

G902-15 Pulling Heads			
Part Number	Rivet Type	Rivet Diameters	Max. Grip
H9015-3C	Nut Plate	3/32", 2.5 & 3 mm	-9 *
	SPR	3/32"	-9 *
H9055-3	CherryLOCK 'A'	3/32"	-9 *
H9015-4C	Nut Plate	1/8"	-9 *

* On the first stroke.

G83A Lightweight Lockbolt Installation Tool



Very Powerful & Lightweight

*Compatible With
Huck 352 & 230
Pulling Heads*

G83A

The G83A pneumatic-hydraulic tool is a heavy-duty production tool designed for high speed, reliable installation of the most popular sizes of aircraft Lockbolts. Its durable, all metal housing makes this tool ideal for use in rugged shop environments.

By bending the rubber pin deflector sideways, 1-1/2" additional clearance can be obtained. This tool can also be used to install blind bolts and blind rivets.

- A comfortable grip for one handed operation in any position.

Specifications

- Air Pressure** 90 PSI (6.2 bar) min./110 PSI (7.6 bar) max.
- Cycle Time** approximately one second
- Noise Level** 78.4 dB (A)
- Vibration** less than 2.5 m/s²
- Air Consumption** .16 SCFM / cycle (4.53 L / cycle)

G83A Power Riveter			
Part Number	Stroke	Pulling Force*	Weight
G83A	7/16"	3,750 lbs (1,701 kgs)	4.95 lbs (2.3 kgs)

G83A Routine Maintenance Kit (see page 118 for more info)	
Part Number	Includes
G83AKS	All Required Seals, 'O' Rings, Gaskets & Hardware

* 800 lbs on return stroke.

G83A Pulling Heads

- Pulling heads not included with riveter, please order from charts below.
- For full specifications on pulling heads below please see pages 115-117.

G83A Straight Lockbolt Pulling Heads*				
Basic Pulling Short Pintail	Swivel Nose	Self Releasing Swivel Nose	Self Releasing Swivel Nose, Chisel Shape	Lockbolt Diameter
H513-04-20	—	—	—	1/8"
H513-04-35	—	—	—	
H513-04-60	—	—	—	
—	H513S-05-20	H513SR-05-20	H513SRC-05-20	5/32"
H513-05-35	H513S-05-35	H513SR-05-35	H513SRC-05-35	
H513-05-60	—	—	—	
H513-06-20	H513S-06-20	H513SR-06-20	H513SRC-06-20	3/16"
—	H513S-06-35	H513SR-06-35	H513SRC-06-35	
H513-06-60	—	—	—	

* For .08 diameter, installs aluminum and titanium lockbolts only.
Note: The last component of the part number indicates attached length of the pulling head. For example part number H513-04-20 indicates the pulling head extends 2.0" beyond the gun line. The straight Lockbolt chart on page 117 shows all installed lengths and additional sizes.

G83A Offset Lockbolt Pulling Heads		
Basic Pulling	Basic Pulling Short Pintail	Lockbolt Dia.
H563-5B	H563SP-5B	5/32"
H563-6B	H563SP-6B	3/16"

G83A Maxibolt Pulling Heads (S Type)		
Part Number	Head Style	Maxibolt Diameters
H83B-5MB	Straight	5/32"
H83B-6MB	Straight	3/16"
H84B-568	Straight	5/32", 3/16"

Note: For 'U' type blind bolts use 652-066 for -.5 and 652-067 insert for -.06.

G83A CherryMAX Pulling Heads **			
Part Number	Head Style	Required Adapter	Rivet Diameters
H701B-456	Straight	744-300	1/8", 5/32", 3/16"
H781A-456	Offset		
H753A-456	Right Angle		
H84A-8	Straight	—	1/4"

** CherryMAX adapter and pulling heads allow user to install CherryMAX, CherryMAX 'AB' & SST rivets.

G83A & G84 Adapters	
Part Number	To Adapt To Tool Mounting System
744-100	G85D & G87D
744-200	G744
744-300	G704B, G747 & G746A

G83A Installation Tool Kits



G83A Deluxe Installation Kit	
Part Number	Installs
G83AKT	5/32" & 3/16" MS Blind Bolt & LockBOLT, 1/8", 5/32" & 3/16" CherryMAX

Pulling Heads Included: H701B-456, H781A-456, H735A-456, H83B-5MB, H83B-6MB, H513S-05-20 & H513S-06-20
Accessories Included: 700A77 Bleeder Bottle, 269C5 Grip Selector Gauge, 269B12 Grip Selector Gauge, 670A20 Stem Catcher Bag, P1393 Molded Plastic Case & All Necessary Manuals

G83A Installation Kit	
Part Number	Installs
G83BKT	5/32" & 3/16" MS Blind Bolt & NAS Style LockBOLT

Pulling Heads Included: H83B-5MB, H83B-6MB, H513S-05-20 & H513S-06-20
Accessories Included: 700A77 Bleeder Bottle, 269C5 Grip Selector Gauge, 269B12 Grip Selector Gauge, P1393 Molded Plastic Case & All Necessary Manuals

G84 Lightweight Lockbolt Installation Tool



*Compatible With
Huck 352 & 230
Pulling Heads*

The G84 pneumatic-hydraulic tool is a heavy-duty production tool designed for high speed, reliable installation of the most popular sizes of aircraft Lockbolts. Its durable, all metal housing makes this tool ideal for use in rugged shop environments.

This tool incorporates a bayonet attachment for quick change of pulling heads. This tool can also be used to install blind bolts and blind rivets.

- A comfortable grip for one handed operation in any position.

Specifications

Air Pressure 90 PSI (6.2 bar) min./110 PSI (7.6 bar) max.

Cycle Time approximately one second

Noise Level 80 dB (A)

Vibration less than 2.5 m/s²

Air Consumption .29 SCFM / cycle (8.21L / cycle)

G84 Power Riveter			
Part Number	Stroke	Pulling Force*	Weight
G84	9/16"	5,750 lbs (2,608 kgs)	7.7 lbs (3.5 kgs)

G84 Routine Maintenance Kit (see page 118 for more info)	
Part Number	Includes
G84KS	All Required Seals, 'O' Rings, Gaskets & Hardware

* 1200 lbs on return stroke.

G84 Pulling Heads

- Pulling heads not included with riveter, please order from chart below.
- For full specifications on pulling heads below please see pages 115-117.

G84 Pulling Heads					
Part Number	Head Style	Required Adapter	Rivet Type	Rivet Diameters	Max. Grip
H513 *	Straight	—	Lockbolt	1/8", 5/32", 3/16", 1/4"	All
**			Aluminum Lockbolt		
H563	Offset	—	Lockbolt	1/8", 5/32", 3/16"	All
H562 *	Offset	—	Lockbolt	3/16", 1/4"	All
H83B-5MB	Straight	—	Maxibolt	5/32"	All
H83B-6MB	Straight	—	Maxibolt	3/16"	All
H84C-8MB ***	Straight	—	Maxibolt	1/4"	All
H84B-568	Straight	—	Maxibolt Plus	5/32", 3/16", 1/4"	All
H701B-456	Straight	744-300	CherryMAX	1/8", 5/32", 3/16" †	All
			CherryMAX 'AB'		
H84A-8	Straight	—	CherryMAX	1/4"	All
H84-8CLA	Straight	—	CherryLOCK 'A'	1/4"	All
			CherryMAX 'AB'		

* Use adapter 744-100 to accept pulling head design used on G85D, G87D and 353 style tools.

** Use of special pulling head required, please inquire.

*** Use 652-106 'U' type nosepiece for 'U' type -8 diameter.

† Will not pull 3/16" alum. CherryMAX 'AB' rivets; pulls 3/16 in monel and stainless steel only.

G83A & G84 Adapters ††	
Part Number	To Adapt To Tool Mounting System
744-100	G85D & G87D
744-200	G744
744-300	G704B, G747 & G746A

†† Requires removal of bayonet mount.

G84 Installation Tool Kits



G84 Lockbolt Kit	
Part Number	Installs
G84LBK	5/32", 3/16" & 1/4" NAS Style LockBOLT

Pulling Heads Included: H513S-05-20", H513S-06-20" & H513-08-35"
Accessories Included: 700A77 Bleeder Bottle, 269C5 Grip Selector Gauge, 670A20 Stem Catcher Bag, P1395 Molded Plastic Case & All Necessary Manuals

* Small heads for use on G84, G83A & Huck 352.

G84 Maxibolt Kit	
Part Number	Installs
G84MBK	5/32", 3/16" & 1/4" MS Blind Bolt

Pulling Heads Included: H83B-5MB, H83B-6MB & H84C-8MB
Accessories Included: 700A77 Bleeder Bottle, 269B12 Grip Selector Gauge, 670A20 Stem Catcher Bag, P1395 Molded Plastic Case & All Necessary Manuals

G84-LS Split Power Installation Tool

Comfortable & Lightweight One Hand Operation

10' Hose & Compact Head Unit Perfect For Limited Access Areas



Versatile Head Unit Offers Both Inline & Pistol Grip Use

G84-LS

The G84-LS pneumatic-hydraulic installation tool is a heavy-duty production tool designed for high-speed, reliable installation of the most popular sizes of blind rivets, lockbolts and blind bolts. The base unit transmits its power through 10 feet of hose to a lightweight head cylinder. This facilitates fastener installation in many limited access areas and also reduces operator fatigue.

The trigger is incorporated in the head cylinder, providing comfortable, one-handed operation. Furthermore, the head cylinder can be configured for straight (inline) or pistol grip operation. The recoil absorbing design reduces shock transmitted to the user.

In combination with Cherry pulling heads and adapters, this tool installs all Lockbolt, blind bolts and blind rivets to 1/4" diameter, as well as Cherry rivetless nut plate in all sizes.

Inline Use



Pistol Grip Use



Specifications

Air Pressure 90 PSI (6.2 bar) min./110 PSI (7.6 bar) max.

Noise Level 66.5 dB (A)

Vibration 4.0 m/s²

Air Consumption .34 SCFM / cycle (9.63L / cycle)

G84-LS Split Power Installation Tool			
Part Number	Stroke	Pulling Force	Weight
G84-LS	0.53"	5700 lbs (2608 kgs)	11.8 lbs (5.4 kgs)

G84-LS Routine Maintenance Kit (see page 118 for more info)	
Part Number	Includes
G84-LSKS	All Required Seals, 'O' Rings, Gaskets & Hardware

G84-LS Pulling Heads

- Pulling heads not included with riveter, please order from charts below.
- For full specifications on pulling heads below please see page 116.

G84-LS Pulling Heads			
Part Number	Head Style	Req. Adapter	Installs
H83B-5MB	Straight	744-700	MS90353S05xxW
			MS90354S05xxW
H83B-5MBU	Straight	744-700	MS90353U05xx
			MS90354U05xx
H828-5MB	Right Angle	744-500	MS21140S05xxW
			MS21140U05xx *
			MS21141S05xxW
			MS21141U05xx *
H83B-6MB	Straight	744-700	MS90353S06xxW
			MS90354S06xxW
H83B-6MBU	Straight	744-700	MS90353U06xx
			MS90354U06xx
H828-6MB	Right Angle	744-500	MS21140S06xxW
			MS21140U06xx **
			MS21141S06xxW
			MS21141U06xx **

G84-LS Pulling Heads			
Part Number	Head Style	Req. Adapter	Installs
H84C-8MB	Straight	744-700	MS90353U08xxW
			MS90354U08xxW
H84C-8MBU	Straight	744-700	MS90353U08xx
			MS90354U08xx
H828-8MB	Right Angle	744-500	MS21140U08xxW
			MS21140U08xx ***
			MS21141U08xxW
			MS21141U08xx ***

G84-LS Adapters	
Part Number	To Adapt To Tool Mounting System
744-500	G744
744-600	G704B, G747 & G746A
744-700	G83A & G84 Bayonet

* Requires optional 828-035 nosepiece to install, please inquire.

** Requires optional 828-036 nosepiece to install, please inquire.

*** Requires optional 837-016 nosepiece to install, please inquire.

G87D Lockbolt Installation Tool

*Extremely
Powerful*



G87D

The G87D pneumatic-hydraulic tool is a heavy-duty production tool designed for high speed, reliable installation of the most popular sizes of aircraft Lockbolts. Its durable, all metal housing makes this tool ideal for use in rugged shop environments.

By bending the rubber pin deflector sideways, 1-1/2" additional clearance can be obtained. This tool can also be used to install blind bolts and blind rivets.

- A comfortable grip for one handed operation in any position.

Specifications

Air Pressure 90 PSI (6.2 bar) min./110 PSI (7.6 bar) max.

Noise Level 74.2 dB (A)

Vibration less than 2.5 m/s²

Air Consumption .60 SCFM / cycle (17 L / cycle)

G87D Power Riveter			
Part Number	Stroke	Pulling Force*	Weight
G87D	9/16"	9,500 lbs (4,309 kgs)	10.75 lbs (4.9 kgs)

G87D Routine Maintenance Kit (see page 118 for more info)	
Part Number	Includes
G85D/G87D-KS	All Required Seals, 'O' Rings, Gaskets & Hardware

* 800 lbs on return stroke.

G87D Pulling Heads

- Pulling heads not included with riveter, please order from charts below.
- For full specifications on pulling heads below please see pages 115-117.

G87D Straight Lockbolt Pulling Heads					
Basic Pulling Short Pintail	Swivel Nose	Self Releasing Swivel Nose	Self Releasing Swivel Nose, Chisel Shape	Installed Length	Lockbolt Diameter
H513-04-20 *	—	—	—	2" (51 mm)	1/8"
H513-04-35 *	—	—	—	3-1/2" (89 mm)	
H513-04-60 *	—	—	—	6" (152 mm)	
—	H513S-05-20 *	H513SR-05-20 *	H513SRC-05-20 *	2" (51 mm)	5/32"
H513-05-35 *	H513S-05-35	H513SR-05-35	H513SRC-05-35 *	3-1/2" (89 mm)	
H513-05-60 *	—	—	—	6" (152 mm)	
H513-06-20 *	H513S-06-20 *	H513SR-06-20 *	H513SRC-06-20 *	2" (51 mm)	3/16"
—	H513S-06-24	H513SR-06-24	—	2-3/8" (60 mm)	
—	H513S-06-35 *	H513SR-06-35 *	H513SRC-06-35 *	3-1/2" (89 mm)	
—	H513S-06-48	H513SR-06-48	—	4-13/16" (122 mm)	
H513-06-60 *	—	—	—	6" (152 mm)	1/4"
—	H513S-08-24	H513SR-08-24	—	2-3/8" (60 mm)	
H513-08-35 *	H513S-08-35 *	—	—	3-1/2" (89 mm)	
—	H513S-08-48	H513SR-08-48	H513SRC-08-48	4-13/16" (122 mm)	
—	H513S-10-27	H513SR-10-27	—	2-11/16" (68 mm)	5/16"
—	H513S-10-42	H513SR-10-42	—	4-3/16" (106 mm)	
—	H513S-12-27	H513SR-12-27	—	2-11/16" (68 mm)	3/8"
—	H513S-12-42	H513SR-12-42	—	4-3/16" (106 mm)	

* Fits directly on Cherry G83A & Huck 352, requires the 552 adapter when used on Cherry G87D, G85D or Huck 353.

G87D Offset Lockbolt Pulling Heads		
Basic Pulling	Basic Pulling Short Pintail	Lockbolt Diameter
H563-4B *	H563SP-4B *	1/8"
H563-5B *	H563SP-5B	5/32"
H563-6B *	H563SP-6B *	3/16"
H563-8B	—	1/4"

* Fits directly on Cherry G83A & Huck 352, requires the 552 adapter when used on Cherry G87D, G85D or Huck 353.

G87D CherryMAX Pulling Heads**			
Part Number	Head Style	Required Adapter	Rivet Diameter
H84A-8	Straight	552	1/4"
H827-8	Offset	560-070	1/4"
H828-8	Right Angle	560-070	1/4"

** CherryMAX adapter and pulling heads allow user to install CherryMAX, CherryMAX 'AB' & SST rivets.

G87D Maxibolt Pulling Heads			
Part Number	Head Style	Required Adapter	Maxibolt Diameter
H652-8MB	Straight	—	1/4"
H83B-5MB	Straight	552	5/32"
H83B-6MB	Straight	552	3/16"
H744-5MB	Straight	560-070	5/32"
H744-6MB	Straight	560-070	3/16"
H856-6MB	Offset	560-070	3/16"
H828-5MB	Right Angle	560-070	5/32"
H828-6MB	Right Angle	560-070	3/16"

G800 CherryMAX® Hydraulic Hand Riveter

Adjustable, Compact & Powerful



G800

*High Strength
Steel & Aluminum
Construction*

*Made In
The USA*

*Tool Includes H800 Pulling
Head & 782-456 Nosepiece*

The G800 is an ergonomic, lightweight hand powered riveter capable of installing a wide variety of blind fasteners. The all metal design makes this compact and robust tool ideal for use in rugged shop environments or field repair.

- Exceptional power with low hand effort for increased productivity.
- Mounting system (same as G704B) compatible with popular pulling heads including H782, H781A-456 & H753A-456.
- Leak-proof design with advanced seals & built-in redundancies.
- Ergo design with internal shock absorber & cushioned handle.
- Adjustable lever easily accommodates different hand sizes.

G800 Hand Riveter			
Part Number	Stroke	Pulling Force (adj.)	Weight
G800	3/4"	Up To 6000 lbs	1.7 lbs (0.8 kgs)

G800 Routine Maintenance Kit (see page 118 for more info)	
Part Number	Includes
G800KS	All Required Seals, 'O' Rings, Gaskets & Hardware

G800 Pulling Heads

- H800 pulling head & 782-456 nosepiece included with tool.
- For full specifications on pulling heads below please see pages 114-115.

G800 Pulling Heads					
Part No.	Jaw	Follower	Nosepiece	Rivet Type	Rivet Dia.
H800 (straight)	701B18 *	753A14A *	782-456 *	CherryMAX, CherryMAX 'AB'	-4, -5, -6 **
				Blindbolt 'S' Type	-04, -05
				MBC	-4, -5, -6
				NAS1900 'U' Type	-4, -5
			886-003	CherryLOCK 'A'	-3
			886-004	CherryLOCK 'A'	-4
H753A-456 (rt. angle) †	701B18	753A14A	886-005	CherryLOCK 'A'	-5
			886-006	CherryLOCK 'A'	-6
			782-5BB	Blindbolt 'U' Type	-05
			782-4MBC	Standard MBC	-4
H782 (offset) ††	782-010	866-002	782-5MBC	Standard MBC	-5
			782-6MBC	Standard MBC	-6
			782-6AL	CherryMAX 'AB' Alum.	-6
				NAS1900	-4, -5, -6
				SPR	3/32"
			701B18	753A14A	782-3
782-4NAS	NAS1900 (no shift washer)	-4			
782-5NAS	NAS1900 (no shift washer)	-5			
782-6NAS	NAS1900 (no shift washer)	-6			

G800 Heavy-Duty Pulling Head				
Part No.	Jaw	Nosepiece	Rivet Type	Rivet Dia.
HD800-8 (straight)	652-043 *	652-024 *	CherryMAX, 'AB', 'A'	-8
		652-065	Maxibolt Plus	-5, -6, -8
	865C25	652-035	Maxibolt 'S' Type	-8
		652-065	Maxibolt 'U' Type	-8
		652-038	Maxibolt 'S' Type	-6
		652-067	Maxibolt 'U' Type	-6

* Standard components included with pulling head. ** Except -6 all aluminum.
 † H753A-456 also installs NAS1400 single action & 1722 rivets up to -04 grip (with optional components, please inquire). †† H782 pulling head does not require or include jaw followers.


G800 Installation Tool Kit



G800 Installation Kit	
Part Number	Installs
G800CMR	-4, -5 & -6 CherryMAX / CherryMAX AB*, Blind Bolt 'S' Type -04 & -05, MBC Lock Creator -4, -5 & -6, NAS1900 'U' -4 & -5

Pulling Heads Included: H800, H782 & H753A-456 **Nosepieces Included:** 782-456, 886-003 & 782-5BB **Accessories Included:** 269C5 Grip Selector Gauge, Molded Plastic Case & All Necessary Manuals
 * Except -6 all aluminum.

G27 CherryMAX® Hand Riveter



- Pulling head is an integral part of tool.
- Great in areas with limited access or power limitations.

The G27 is an efficient, compact and lightweight tool for installing CherryMAX rivets. Includes the 728A9-4 insert shown in the chart shown on right.

Part Number	Overall Length	Weight
G27	9-1/4" (23.5 cm)	0.8 lbs (0.4 kgs)

G27 CherryMAX Insert			
Part Number	CherryMAX	SST	MBC L / C
728A9-4	CR3212-4	CR6222-4	4901-04
	CR3213-4	CR6223-4	4904-04
	CR3222-4	CR6224-4	4705-04
	CR3223-4	CR6252-4	4907-04
	CR3523-4	CR6253-4	4911-04
	CR3522-4		4917-04
	CR3214-4		4967-04
	CR3224-4		
	CR3524-4		
	CR3242-4		
	CR3243-4		
	CR3252-4		
	CR3253-4		
	CR3852-4		
	CR3853-4		

Cherry® G29 Nut-Plate Hand Riveter



- Pulling head is an integral part of tool.
- Convenient handle storage of nosepieces.
- Great in areas with limited access or power limitations.

The G29 is an efficient, compact and lightweight tool for installing nut plate and SPR rivets. Includes both the 728A9-3 and 728A9-104 inserts shown in the chart on right.

Part Number	Overall Length	Weight
G29	9-1/4" (23.5 cm)	0.8 lbs (0.4 kgs)

G29 Inserts			
Part Number	Rivet Type	Rivet	Rivet Dia.
728A9-3	SPC	CR1122	-3
	Nut Plate	CCR244	-3
		CCR264	-3
		CCR274	-3
	Metric Nut Plate	CCMR244	-25
CCMR264		-25	
CCMR274		-25	
728A9-104	Nut Plate	CCR244	-4
		CCR264	-4
		CCR274	-4
	Metric Nut Plate	CCMR244	-30, -35
		CCMR264	-30, -35
		CCMR274	-30, -35
		CCMR274	-30, -35

G30 CherryLOCK® Hand Riveter



- Pulling head is an integral part of tool.
- Great in areas with limited access or power limitations.

The G30 is an efficient, compact and lightweight tool for installing CherryLOCK 'A' rivets. Includes the 728-33 insert shown in the chart on right.

Part Number	Overall Length	Weight
G30	9-1/4" (23.5 cm)	0.8 lbs (0.4 kgs)

G30 CherryLOCK Insert			
Part Number	Rivet Type	Rivet	Rivet Dia.
728-33	CherryLOCK 'A'	CR2672	3/32"
		CR2673	3/32"
		NAS1399C3A()	3/32"
		NAS1398C3A()	3/32"

USATCO Can Help With Your Cherry Tooling Selection

USATCO has been a key distributor of genuine Cherry Aerospace tooling for over 30 years. USATCO is the largest tooling distributor of genuine Cherry tooling in the world with close to \$1 million in stocked inventory in our two warehouses. Our trained sales staff can offer advice on tooling needed to properly install all Cherry

manufactured fasteners as well as assist in the choosing of other MS or NAS fastener tooling. When it's time to repair or overhaul your tools, USATCO is one of a few select distributors that offer free estimates on all Cherry tooling repairs.

BLIND RIVETERS & ACCESSORIES

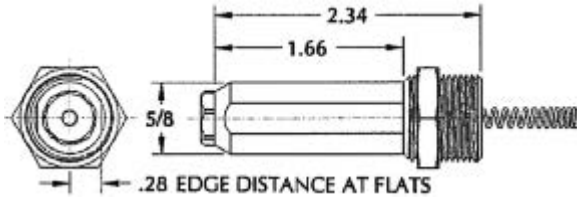
Cherry® H747-456 Straight Universal Pulling Head



Simple & Versatile

- A new, more versatile pulling head for aerospace applications.
- Simple interchangeable threaded nosepieces (offered below).

The H747-456 as purchased will install CherryMAX rivets, CherryMAX AB, MBC L/C & MaxiBolt -04 & -05 products. Additional nosepieces offered below.



Note: Uses CherryMAX mounting system (G704B, G746A, G747).

Part Number	Stroke	Force	Weight
H747-456	w/G704B: 1/2" w/G746A: 7/8" w/G747: 7/16"	w/G704B: 3100 lbs w/G746A: 1850 lbs w/G747: 2200 lbs	0.15 lbs (0.07 kgs)

Available Nosepieces

Part Number	Installs
782-456 (included with pulling head)	CherryMAX & CherryMAX AB -4, -5 & -6*
	Blindbolt 'S' Type -04 & -05
	MBC Lock Creator -4, -5 & -6
	NAS1900 'U' Type -4 & -5
782-4NAS	NAS1900 -4 (no shift washer)
782-5NAS	NAS1900 -5 (no shift washer)
782-6NAS***	NAS1900 -6 (no shift washer)
782-4MBC	Standard MBC -4
782-5MBC	Standard MBC -5
782-6MBC***	Standard MBC -6
782-3**	3/32" SPR & -3 pull thru Nut Plate Rivets
782-5BB	Blindbolt 'U' Type -05
782-6AL***	CherryMAX AB -6 Alum., NAS1900 -4, -5 & -6
886-003**	CherryLOCK 'A' Code -3
886-004	CherryLOCK 'A' Code -4
886-005	CherryLOCK 'A' Code -5
886-006***	CherryLOCK 'A' Code -6

* Except -6 diameter all aluminum (use 782-6AL).

** Nosepiece requires 955-011 jaw follower, see below.

*** Nosepiece requires 782-010 jaw & 886-002 jaw follower, see below.

Replacement Parts

Jaw	Jaw Follower	Notes
701B18	753A14A	701B18 & 753A14A Included with Tool
	955-011	Req'd for 886-003 & 782-3 Nosepieces
782-010	886-002	Req'd for 886-006, 782-6MBC, 782-6AL & 782-6NAS Nosepieces

Cherry® H782 Offset Universal Pulling Head

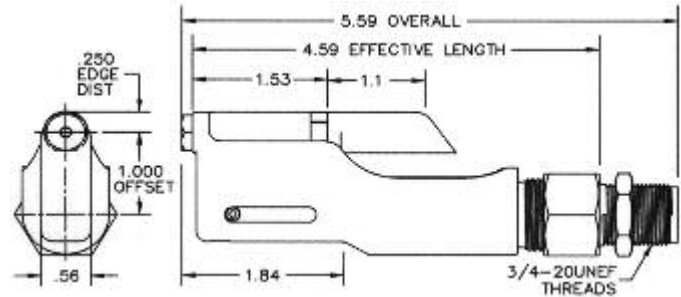
Strong Yet Compact & Lightweight



Two-Jaw Offset Design Eliminates Stem Slippage

- A new, more versatile pulling head for aerospace applications.
- Simple interchangeable threaded nosepieces (offered below).

The H782 is capable of installing CherryMAX rivets, CherryLOCK 'A' code rivets, MaxiBolt 'S' type blind bolts, MBC rivets, SPR rivets, NAS1398 A & AB code products, MS90353/4, MS21140/1 'U' 05, NAS1719, 1720 & 1721 and pull-through type nut plate rivets.



Note: Uses CherryMAX mounting system (G704B, G746A, G747).

Part Number	Stroke	Force	Weight
H782	w/G704B: 1/2" w/G746A: 7/8" w/G747: 7/16" w/G800: 0.78"	w/G704B: 3100 lbs w/G746A: 1850 lbs w/G747: 2200 lbs w/G800: 4200 lbs	0.84 lbs (0.36 kgs)

Available Nosepieces

Part Number	Installs
782-456 (included with pulling head)	CherryMAX & CherryMAX AB -4, -5 & -6*
	Blindbolt 'S' Type -04 & -05
	MBC Lock Creator -4, -5 & -6
	NAS1900 'U' Type -4 & -5
782-4NAS	NAS1900 -4
782-5NAS	NAS1900 -5
782-4MBC	Standard MBC -4
782-5MBC	Standard MBC -5
782-6MBC**	Standard MBC -6
782-3	3/32" SPR & -3 pull thru Nut Plate Rivets
782-5BB	Blindbolt 'U' Type -05
782-6AL**	CherryMAX AB -6 Aluminum
886-003	CherryLOCK 'A' Code -3
886-004	CherryLOCK 'A' Code -4
886-005	CherryLOCK 'A' Code -5
886-006**	CherryLOCK 'A' Code -6

* Except -6 diameter all aluminum (use 782-6AL).

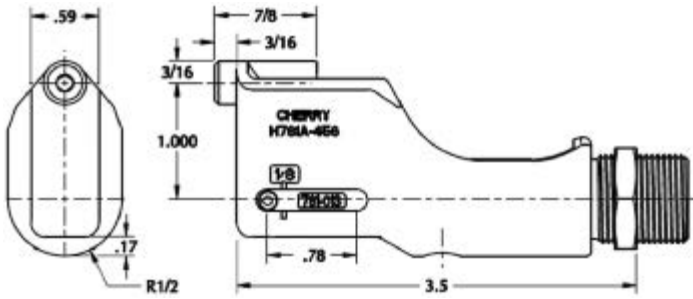
** These nosepieces require 782-010 jaws, see replacement parts chart on left.

Cherry® Compact Single Jaw Offset Pulling Head




- Works directly with G746A, G747, G704B & G800 (no adapters).
- Continuously adjustable jaw grip to compensate for wear.

The H781A-456 will install CherryMAX Bulb & 'AB' (-4, -5 & -6), Maxibolt 'S' Type (-04 & -05), Cherry 1900 'U' type (-04 & -05) and MBC Lock Creator (-4, -5 & -6).




Part Number	Stroke	Weight
H781A-456	3/4"	0.5 lbs (0.23 kgs)

CherryMAX® Offset Pulling Head



Part No.	Installs
H827-8	1/4" Nominal & Oversize CherryMAX Rivets (G744 Only)


CherryMAX® Straight Pulling Heads



Note: Please inquire for appropriate riveter-pulling head combos.

Part Number	Installs
H701B-456	1/8", 5/32" & 3/16" Nominal & Oversize CherryMAX Rivets
H846A-456	1/8", 5/32" & 3/16" Nominal & Oversize CherryMAX Rivets (G744 Only)
H744A-8	1/4" Nominal & Oversize CherryMAX Rivets (G744 Only)

CherryMAX® Right Angle Pulling Heads



Part Number	Installs
H753A-456	1/8", 5/32" & 3/16" Nominal & Oversize CherryMAX Rivets
H828-8	1/4" Nominal & Oversize CherryMAX Rivets (G744 Only)

CherryLOCK® H681 Straight Pulling Heads



- Fits directly on all Cherry hydroshift riveters, 2-9/16" installed.
- Separate pulling head is required for each style & diameter rivet.

Univ. Countersunk (MS 20426)	
Part Number	Rivet Dia.
H681-3C	3/32"
H681-4C	1/8"
H681-5C	5/32"
H681-6C	3/16"
H681-8C	1/4"

Countersunk (NAS 1097)	
Part Number	Rivet Dia.
H681-4S	1/8"
H681-5S	5/32"
H681-6S	3/16"
H681-8S	1/4"

Countersunk (156°)	
Part Number	Rivet Dia.
H681-4F	1/8"
H681-5F	5/32"
H681-6F	3/16"

Uni-Sink	
Part Number	Rivet Dia.
H681B166-4	1/8"
H681B166-5	5/32"
H681B166-6	3/16"

CherryLOCK® 'A' H955 Straight Pulling Heads




Note: Please inquire for appropriate riveter-pulling head combos.

H955 Part Number	H9055 Part Number	Rivet Diameter
H955-3	H9055-3	3/32"
H955-4	H9055-4	1/8"
H955-5	H9055-5	5/32"
H955-6	H9055-6	3/16"

BLIND RIVETERS & ACCESSORIES

Cherry® MS Straight Pulling Heads




Note: Please inquire for appropriate riveter-pulling head combos.

Part Number	Rivet Diameter
H9015-3C	3/32"
H9015-4C	1/8"
H9015-5C	5/32"
H9015-6C	3/16"

Part Number	Rivet Diameter
H9040-3C	3/32"
H9040-4C	1/8"
H9040-5C	5/32"
H9040-6C	3/16"

Cherry® Nut Plate Pulling Heads




For G702A Riveter	
Part Number	Installs
H702-3NPR *	3/32" & 1/8", 2.5 mm & 3 mm Nut Plate

* Includes nosepieces: 728A9-3 (3/32") & 728A9-104 (1/8").
SPR nosepiece also available, 728A9-3 (3/32"), please inquire.

For G747 Riveter	
Part Number	Installs
H747-3NPR *	3/32" & 1/8", 2.5 mm & 3 mm Nut Plate


* Includes nosepieces: 728A9-3 (3/32") & 728A9-104 (1/8").



For G902 Riveters (-8 maximum grip)	
Part Number	Installs
H902-3NPR	3/32", 2.5 mm & 3 mm Nut Plate, 3/32" SPR
H902-4NPR	1/8" Nut Plate

For G902-15 Riveters (-9 maximum grip)	
Part Number	Installs
H9015-3C	3/32", 2.5 mm & 3 mm Nut Plate & SPR
H9015-4C	1/8" Nut Plate
H9055-3	3/32" CherryLock 'A'

Cherry® TFS Rivetless Nutplate Pulling Heads




- Rivetless nutplates require a single drilled hole only.
- Improves the fatigue life of structure compared to rivet nut plates.
- Meets or exceeds NASM25027 specs (0.062" & longer grips).

Part Number	Type	Available Diameters	For Riveters
H704-_NP	NP	.233 to .358	G704B, G800 & G750A*
H704-_NPC	NPC Composite Applications	.249 to .368	

* Use with G750A requires 750A-088 adapter (not included, please inquire).

Ordering Instructions: Add the desired diameter to the part number of the pulling head required. Example: For a NP type pulling head with a .249" hole diameter the part number would be H704-249NP.

Maxibolt® Pulling Heads



Note: Please inquire for appropriate riveter-pulling head combos.

Straight Heads	
Part Number	MaxiBolt Dia.
H652-8MB	1/4"
H744-5MB	5/32"
H744-6MB	3/16"
H83B-5MB	5/32"
H83B-6MB	3/16"
H84B-568	5/32" & 3/16"

Right Angle Heads	
Part Number	MaxiBolt Dia.
H828-5MB	5/32"
H828-6MB	3/16"
H828-8MB	1/4"

Offset Head	
Part Number	MaxiBolt Dia.
H856-6MB	3/16"


Cherry® LockBOLT Pulling Heads



Straight Pulling Heads					
Basic Pulling Short Pintail	Swivel Nose	Self Releasing Swivel Nose	Self Releasing Swivel Nose, Chisel Shape	Installed Length	Lockbolt Diameter
H513-04-20 *	—	—	—	2" (51 mm)	1/8"
H513-04-35 *	—	—	—	3-1/2" (89 mm)	
H513-04-60 *	—	—	—	6" (152 mm)	
—	H513S-05-20 *	H513SR-05-20 *	H513SRC-05-20 *	2" (51 mm)	5/32"
H513-05-35 *	H513S-05-35	H513SR-05-35	H513SRC-05-35 *	3-1/2" (89 mm)	
H513-05-60 *	—	—	—	6" (152 mm)	
H513-06-20 *	H513S-06-20 *	H513SR-06-20 *	H513SRC-06-20 *	2" (51 mm)	3/16"
—	H513S-06-24	H513SR-06-24	—	2-3/8" (60 mm)	
—	H513S-06-35 *	H513SR-06-35 *	H513SRC-06-35 *	3-1/2" (89 mm)	
—	H513S-06-48	H513SR-06-48	—	4-13/16" (122 mm)	
H513-06-60 *	—	—	—	6" (152 mm)	
—	H513S-08-24	H513SR-08-24	—	2-3/8" (60 mm)	1/4"
H513-08-35 *	H513S-08-35 *	—	—	3-1/2" (89 mm)	
—	H513S-08-48	H513SR-08-48	H513SRC-08-48	4-13/16" (122 mm)	
—	H513S-10-27	H513SR-10-27	—	2-11/16" (68 mm)	5/16"
—	H513S-10-42	H513SR-10-42	—	4-3/16" (106 mm)	
—	H513S-12-27	H513SR-12-27	—	2-11/16" (68 mm)	3/8"
—	H513S-12-42	H513SR-12-42	—	4-3/16" (106 mm)	

* Fits directly on Cherry G83 & Huck 244, requires a 552 adapter (see next page) when used on Cherry G87D, G85D or Huck 245.

Offset Pulling Heads		
Basic Pulling	Basic Pulling Short Pintail	Lockbolt Diameter
H563-4B *	H563SP-4B *	1/8"
H563-5B *	H563SP-5B	5/32"
H563-6B *	H563SP-6B *	3/16"
H563-8B	—	1/4"



Pulling Head Extensions




• Great for limited access areas. • Any combination may be used to reach desired length.

For G701A, G704B, G749A, G746 & G747 Riveters			
Part Number	Length	Part Number	Length
704A12-2	2" (51 mm)	704A12-6	6" (152 mm)
704A12-4	4" (102 mm)	704A12-12	12" (305 mm)

For G744 Riveters			
Part Number	Length	Part Number	Length
744B35-2	2" (51 mm)	744B35-6	6" (152 mm)
744B35-4	4" (102 mm)	744B35-12	12" (305 mm)

BLIND RIVETERS & ACCESSORIES

Adapters For Pulling Heads



704A6

For G689, G700 & G784 Riveters

Part Number	Allows
680B46	H9015 & H9055
680B57	H9040 Type

For G704B, G746A & G747 Riveters

Part Number	Allows
704A6	H9040 Type
704A9	H9015 & 9055 Screw On Type

For G744 Riveter

Part Number	Allows
744A20	H753A-456 & H781A-456
744B25	Huck 244 (352) Style Blind Bolt Pulling Head

For G686B-S, G689, G700 & G784 Riveters

Part Number	Allows
680B205	H753A-456 & H781A-456

For G740A & G86A Riveters

Part Number	Allows
740A26	H753A-456 & H781A-456

For G84 Riveters

Part Number	Allows
744-100	G87D & Huck 245 (353) Pulling Head
744-200	H744A-8, H827-8, H828-5MB & H828-6MB
744-300	H701B-456, H753A-456 & H781A-456

For G84-LS Riveter

Part Number	To Adapt To Tool Mounting System
744-500	G744
744-600	G704B, G747 & G746A
744-700	G83 & G84 Bayonet

For G87D Riveter

Part Number	Allows
552	H84A-8, H83B-5MB, H83B-6MB
560-070	H827-8, H828-8, H744-5MB, H744-6MB, H856-6MB, H828-5MB, & H828-6MB

Cherry® Gauges



269C3

Part Number	Description
269C3	Rivet Grip & Diameter Gauge
269C5	Material Thickness & Grip Gauge
269B12	Maxibolt Gauge

Cherry® 209 Type Hand Nipper



*For Flush Trimming
Cherry Rivets*

Comfortable Cushioned Grip

Part Number	Description
04-57	Rivet Trimmer

Cherry® Riveter Service Kits



G704KS

*A Must
For Any
In-House
Repair
Facility*

All the seals, 'O'-rings, gaskets and hardware required for routine maintenance of your Cherry blind riveters.

Part No.	For Tool	Part Number	For Tool
G702AKS	G702A	G800KS	G800
G704KS	G704B, G704B-SR	G83KS	G83
G746KS	G746A	G83AKS	G83A
G747KS	G747	G84KS	G84
G784KS	G784	G84-LSKS	G84-LS

Part Number	For Tool
G704B-40SR/40SHKS	G704B-40SH
G85D/G87D-KS	G87D

Huck® 200 Power Riveter



200

Installs a wide range of Huck fasteners as well as competitive products with the appropriate nose assembly (below).

Part Number	Stroke	Pulling Force	Weight
200	1.190"	2950 lbs (1338 kgs)	10.5 lbs (4.8 kgs)

Note: Nose assemblies ordered separately from chart below.

Nose Assemblies		
Part Number Straight	Fastener Diameter	Installs Fasteners
99-1013	-4	NAS1919B/21B NAS1919M/21M NAS1919C/21C MLSP/MLS100 7MLS100-M
78972 *		
99-458	-5	
78973 *		
99-459	-6	
78980 *		
99-600	-5	MS21140 (B100-EU), MS21141 (BP-EU) MS90353 (B100-T), MS90354 (BP-T) OBP-EU & OB100EU OBP-T & OB100-T
99-589	-6	7B100-EU & 7B120-EU 4B100-T06/EU06

* Requires 104406 adapter.

Huck® 2012 Power Riveter



2012

- Installs a wide range of Huck fasteners as well as competitive products with the appropriate nose assembly (below).
- A lightweight tool for fast, uniform installations.

Part Number	Stroke	Pulling Force	Weight
2012	0.650"	2670 lbs (1211 kgs)	4.4 lbs (2.0 kgs)

Note: Nose assemblies ordered separately from chart below.

Nose Assemblies		
Part Number Straight	Fastener Diameter	Installs Fasteners
99-2725	-4	NAS1919/21"S", OSMLSP OSMLS100, SMLSP-BT SMLS100-BT, OSR
99-2731	-5	
99-2737	-6	
99-2701	-5	MS90353/54"S" or "U" MS21140/41"S" or "U" OBP-EU/OBP-T/OB100-EU, OB100-T OSBP-EU/OSB100-T UBP-MV/UBP100-MV
99-2707	-6	SB100T05 & 06, SB100EU-05 & 06 S7B100-EU/S4B100-T06

Huck® 2013 'CherryMAX' Power Riveter



*A Durable,
Production
Rated Riveter*

*Uses Your Existing
CherryMAX Tooling*

2013

- Uses your existing CherryMAX noses without an adapter.
- Longer stroke than G704B or G747 - less double stroking.
- Less o-ring & seals than comparable Cherry tools for less maintenance and downtime.

Part Number	Stroke	Pulling Force	Weight
2013	0.650"	2670 lbs (1211 kgs)	4.5 lbs (2.0 kgs)

Note: Nose assemblies ordered separately from chart below.

Nose Assemblies				
Part Number Straight	Part Number Offset	Part Number Rt. Angle	Fastener Dia.	Installs Fasteners
H701B-456	99-1333	99-1334	-4 thru -6	M7885 NAS9301/9312 BACR15FR/FP "Allmax" "CherryMAX" "HuckMax" "Huck-Clinch"
99-3442	H781A-456	H753A-456		
99-3443	—	—		

BLIND RIVETERS & ACCESSORIES

Huck® 202 Power Riveter



202

- Installs a wide range of Huck fasteners as well as competitive products with the appropriate nose assembly (below).
- Installs at a high production rate with minimum fatigue.
- Can be used to install 3/16" & 1/4" blind rivets & blind bolts.

Part Number	Stroke	Pulling Force	Weight
202	0.750"	3900 lbs (1769 kgs)	5.5 lbs (2.5 kgs)

Note: Nose assemblies ordered separately from chart below.

Nose Assemblies		
Part Number Straight	Fastener Diameter	Installs Fasteners
99-2725	-4	NAS1919/21"S" OSMLSP OSMLS100 SMLSP-BT SMLS100-BT OSR
99-2731	-5	
99-2737	-6	
99-2743	-8	
99-2701	-5	MS90353/54"S" or "U" MS21140/41"S" or "U" OBP-EU/OBP-T/OB100-EU OB100-T OSBP-EU/OSB100-T UBP-MV/UBP100-MV SB100T05 & 06 SB100EU-05 & 06 S7B100-EU/S4B100-T06
99-2707	-6	

Huck® 2025 Power Riveter



2025

Part Number	Stroke	Pulling Force	Weight
2025	0.675"	5290 lbs (2400 kgs)	5.75 lbs (2.6 kgs)

Note: Nose assemblies ordered separately from chart below.

Nose Assemblies		
Part Number Straight	Fastener Diameter	Installs Fasteners
99-2725	-4	NAS1919/21"S" OSMLSP OSMLS100 SMLSP-BT SMLS100-BT OSR
99-2731	-5	
99-2737	-6	
99-2743	-8	
99-2701	-5	MS90353/54"S" or "U" MS21140/41"S" or "U" OBP-EU/OBP-T/OB100-EU OB100-T OSBP-EU/OSB100-T UBP-MV/UBP100-MV SB100T05 & 06 SB100EU-05 & 06 S7B100-EU/S4B100-T06
99-2707	-6	
99-2713	-8	Huckrimp NAS4450/52 NAS4458S/66S 03KSP-DT/OKS200-DT
99-833	-5*	
99-834	-6*	ASP Fasteners** ASPFF/2ASP509F/P 2ASPFF/FP 2ASPFF/PP
99-2642	13/64 (06)	
99-2645	17/64 (08)	
99-2648	21/64 (10)	

* Aluminum only.

** ASP drivers: 13/64 = 106524, 17/64 = 106525, 21/64 = 107735.

USATCO Can Help With Your Huck Tooling Selection

USATCO has been providing advice on proper tooling application, sales and service for genuine Huck manufactured aerospace tooling for 40 years. Send USATCO your rivet number and our experienced sales staff can offer you the correct tooling needed to properly install all Huck manufactured fasteners.

USATCO offers fast service, competitive pricing and after sales service. We stock many of the most popular tools, pulling heads and parts for your Huck tooling. In addition, USATCO offers free repair estimates on all Huck manufactured tooling.

Huck® 2440SX Power Riveter



2440SX

A lightweight and powerful tool designed to install at high volumes lockbolt & blind fasteners through 1/4".

Part Number	Stroke	Pulling Force	Weight
244X	0.5620"	4606 lbs (2089 kgs)	5.7 lbs (2.6 kgs)
2440SX	0.6245"		

Note: Nose assemblies ordered separately from chart below.

Nose Assemblies		
Part Number Straight	Fastener Diameter	Installs Fasteners
99-2725	-4	NAS1919/21"S" OSMLS100, OSMLS100 SMLS100-BT, SMLS100-BT OSR
99-2731	-5	
99-2737	-6	
99-2743	-8	
99-2701	-5	MS90353/54"S" or "U" MS21140/41"S" or "U" OBP-EU/OBP-T/OB100-EU, OB100-T OSBP-EU/OSB100-T UBP-MV/UBP100-MV
99-2707	-6	
99-2713	-8	
99-2651	-4	NAS Shear Lockbolts: NAS1436-1442/1446-1452 NAS7024-7032/7034-7042 NAS7004-7012/7014-7022 NAS2406V-2412V/2506V-2512V NAS Tension Lockbolts: NAS1456-1462/1465-1472 NAS1475-1482/1516-1522 NAS1525-1532/1535-1542 NAS2005V-2012V/2105V-2112V NAS2115V-2122V NAS2125-2132/6935-6942 NAS6946-6952/6955-6962 NAS6965-6972
99-2549S/T	-5	
99-2555	-6	
99-2561	-8	
99-2651	-4	GP Lockbolts GPL3S/6S/7T/8T
99-2549S/T	-5	
99-2555	-6	
99-2561	-8	MGP Lockbolts MGPL28T
99-2573	4mm	
99-2579	5mm	
99-2585	6mm	

Huck® 2440SX Power Riveter (cont'd)

Nose Assemblies		
Part Number Straight	Fastener Diameter	Installs Fasteners
99-2654	-4	LGP Lockbolts
99-2501	-5	
99-2507	-6	
99-2513	-8	
99-2525	4mm	MLGP Lockbolts
99-2531	5mm	
99-2537	6mm	
99-833	-5*	Huckrimp NAS4450/52, NAS4458S/66S 03KSP-DT/OKS200-DT
99-834	-6*	
99-2642	13/64 (06)	ASP Fasteners** ASPPF/2ASP509F/P 2ASPPF/FP 2ASPPF/PP
99-2645	17/64 (08)	
99-2648	21/64 (10)	

* Aluminum only. ** ASP drivers: 13/64 = 106524, 17/64 = 106525, 21/64 = 107735.

Huck® 245 & 255 Power Riveters

*Factory Tested
For 2000 Cycles*



245

255

- High-speed production tool with optimum stroke for one-cycle installation of a wide range of fasteners.
- Chrome plated piston rods extend the life of the seals, and relief valves in both air & hydraulics offer double protection.

Note: Nose assemblies ordered separately from chart on next page.

Part Number	Stroke	Pulling Force	Weight
245	0.625"	7500 lbs (3402 kgs)	9.3 lbs (4.2 kgs)

Part Number	Stroke	Pulling Force	Weight
255	0.625"	7750 lbs (3515 kgs)	8.8 lbs (4.0 kgs)

Applicable Nose Assemblies Shown On Next Page

BLIND RIVETERS & ACCESSORIES

Huck® 245 & 255 Power Riveters (cont'd)

Nose Assemblies			
Part No. Straight	Part No. Offset***	Fastener Diameter	Installs Fasteners
99-2725*	99-3715	-4	NAS1919/21"S" OSMLS OSMLS100 SMLS-BT SMLS100-BT OSR
99-2731*	99-3716	-5	
99-2737*	99-3717	-6	
99-1311	99-3718	-8	
99-335	—	-10	
99-2704	99-3712	-5	MS90353/54"S" or "U" MS21140/41"S" or "U" OBP-EU/OBP-T/OB100-EU OB100-T OSBP-EU/OSB100-T UBP-MV/UBP100-MV SB100T05 & 06 SB100EU-05 & 06 S7B100-EU/S4B100-T06
99-2710	99-3713	-6	
99-2716	99-3714	-8	
99-2719	—	-10	
99-2551	99-3703	-5	NAS Shear Lockbolts: NAS1436-1442/1446-1452 NAS7024-7032/7034-7042 NAS7004-7012/7014-7022 NAS2406V-2412V/2506V-2512V
99-2558	99-3704	-6	
99-2564	99-3705	-8	NAS Tension Lockbolts: NAS1456-1462/1465-1472 NAS1475-1482/1516-1522 NAS1525-1532/1535-1542 NAS2005V-2012V/2105V-2112V NAS2115V-2122V NAS2125-2132/6935-6942 NAS6946-6952/6955-6962 NAS6965-6972
99-2567	99-3720	-10	
99-2552	99-3703	-5	GP Lockbolts GPL3S/6S/7T/8T
99-2559	99-3704	-6	
99-2565	99-3705	-8	
99-2568	99-3720	-10	
99-2576	99-3706	4mm	MGP Lockbolts MGPL28T
99-2582	99-3707	5mm	
99-2588	99-3708	6mm	
99-2591	—	8mm	
99-2595	—	10mm	
99-2504	99-3700	-5	LGP Lockbolts
99-2510	99-3701	-6	
99-2517	99-3702	-8	
99-2519	99-3719	-10	MLGP Lockbolts
99-2528	99-3709	4mm	
99-2534	99-3710	5mm	
99-2540	99-3711	6mm	
99-2543	99-3721	8mm	
99-2642*	99-3728	13/64 (06)	ASP Fasteners*** ASPFF/2ASP509F/P 2ASPFF/FP 2ASPPF/PP
99-2645*	99-3729	17/64 (08)	
99-2648*	99-3730	21/64 (10)	

* Use adapter 102463, please inquire.

** Use adapter 119400-1 & stroke limiter 118362, please inquire.

*** ASP drivers: 13/64 = 106524, 17/64 = 106525, 21/64 = 107735.

Huck® 246 Power Riveter



Factory Tested For 2000 Cycles

246

- High-speed production tool with optimum stroke for one-cycle installation of a wide range of fasteners.
- Can be used with a wide range of HUCKBOLT® fasteners and huck blind fasteners including 5/16" & 3/8" diameter GP® and LGP® fasteners.
- Chrome plated piston rods extend the life of the seals, and relief valves in both air & hydraulics offer double protection.

Part Number	Stroke	Pulling Force	Weight
246	0.875"	9986 lbs (4530 kgs)	12.3 lbs (5.6 kgs)

Note: Nose assemblies ordered separately from chart below.

Nose Assemblies		
Part Number Straight	Fastener Diameter	Installs Fasteners
99-2719	-10	MS21141U() (UBR-EU) MS21140U() (UB100-EU) MS90354U() (UBR-T) MS90353U() (UB100-T) MS90353S(SB100-T) MS21140S(SB100-EU) MS90354S(SBP-T) MS21141S(UBP-EU) OSBP-EU() OSB100-EU() OSBP-T() OSB100-T() OBP-EU() OB100-EU() OBP-T() OB100-T() UBP-MV() UB100-MV() SB100-T05 & 06 SB100-EU05 & 06 S7B100-EU S4B100-T06 4B100-T08
99-2722	-12	

Note: Other nose assemblies available, please inquire.

POP® ProSet Riveters



*Two Finger,
Low Force
Activation
Trigger*

*Lightweight &
Strong Polymer
Construction*

PS1600 Installs:
POP Rivets In All
Materials* To 1/8"
PS2500 Installs:
POP Rivets In All
Materials** To 3/16"
PS3400 Installs:
POP Rivets In All
Materials** To 1/4"

- Ergonomic & lightweight tools with a high force-to-weight ratio.
- Spring return for a reliable fast setting cycle.
- Tool-free quick disconnects on nose housing & jaw case.

* Will also install 5/32" all steel open end rivets.
** Will also install stainless steel & structural high strength rivets.

Part Number	Stroke	Pulling Force	Weight
PS1600	0.71"	1090 lbs (494 kgs)	2.14 lbs (0.97 kgs)
PS2500	0.71"	2110 lbs (957 kgs)	2.65 lbs (1.2 kgs)
PS3400	1.02"	4160 lbs (1887 kgs)	4.19 lbs (1.9 kgs)

Mandrel Collection System (MCS) Vacuum Models

- Securely holds rivet in nosepiece for one-handed operation.
- Spent mandrels retained in collection bottle for quick disposal.
- Tool-free quick disconnect on MCS collection bottle.
- Isolation switch prevents air flow when MCS is disconnected.

MCS Vacuum Models			
Part Number	Stroke	Pulling Force	Weight
PS1600MCS	0.71"	1090 lbs (494 kgs)	2.29 lbs (1.04 kgs)
PS2500MCS	0.71"	2110 lbs (957 kgs)	2.89 lbs (1.3 kgs)
PS3400MCS	1.02"	4160 lbs (1887 kgs)	4.41 lbs (2.0 kgs)

POP® 510A Riveter

*Strong &
Compact*

Suitable for setting all rivets up to a break load of 1000 pounds.



PRG510A Installs:
POP Rivets In All
Materials To 3/16"

PRG510A-PLUS

Part Number	Stroke	Weight
PRG510A-PLUS	5/8"	4 lbs (1.8 kgs)

Note: Units include nosepieces, air line assembly & instruction manual. Riveters also available with Mandrel Collection System (MCS), please inquire.

POP® 540 Riveter

*Strong, Robust
& Reliable*

A heavy-duty tool for efficient mass production capability.



PRG540 Installs:
POP Rivets In All
Materials To 1/4"

PRG540

Part Number	Stroke	Weight
PRG540	11/16"	4.85 lbs (2.2 kgs)

Note: Units include nosepieces, air line assembly & instruction manual. Riveters also available with Mandrel Collection System (MCS), please inquire.

POP® Hand Riveter



*One Handed
Operation*

*Comfortable
Contoured Grips*

- Robust aluminum casting & vanadium steel handle design.
- For all popular rivets to 3/16" - includes nosepiece wrench.

Part No.	Nosepieces Included	Overall Length	Weight
PS15	3/32", 1/8", 5/32" & 3/16"	9.65" (245 mm)	1.3 lbs (0.6 kgs)

*Now Available In
Handy Kit Form*



Hand Riveter Kit Includes:

PS15 POP Hand Riveter, Four Nosepieces (3/32", 1/8", 5/32" & 3/16"), Nosepiece Wrench, 200 PC Rivet Assortment (various popular materials and sizes), 60 Backup Plates (washers) & Fitted Plastic Carrying Case

Part Number	Description
PS15-KIT	267 PC Kit



PS15-KIT

BLIND RIVETERS & ACCESSORIES

Cordless Blind Riveter Tool Kit

A Powerful & Portable Riveting Tool



PT-4000-MIL-1

- Fast & efficient, with 3000 lbs of pulling force and a .787" stroke, this tool rivals air powered performance in a highly portable package.
- Installs almost all straight pull blind rivets including CherryMAX style (M7885) through 3/16" dia. and most 1/4" dia. all aluminum blind bolts.
- Includes battery charger & 2 quick charge battery packs (1 hour recharge).

Installs (but not limited to) virtually all CherryMax (M7885), Avdel, or Cherry Monobolts, Cherry Interlock, Huck MagnaLok, and POP type rivets. The tool will also install 5/32" and 3/16" Blind Bolts (MS90353/54-S/U) with the included nosepieces.

Part Number	Case Dimensions	Weight
PT-4000-MIL-1	14" x 11-1/2" x 4-1/2"	15 lbs (6.8 kg)

Klik-Turn 360° Swivel Hand Riveter



360° Head Rotation

Sets Up To 3/16" Steel Rivets

- Patented, positive-ratchet locking swivel head rotates 360° and will hold in place in any of the over forty positions.
- High-strength steel body & cast aluminum head.

Part Number	Nosepieces Included
10-37001	3/32", 1/8", 5/32" & 3/16"

Wrench Type Upsetters



Quick & Economical

For installing aluminum or steel engineered threaded fasteners.

For Standard Rivnuts*		
Part Number	Size	Thread
C845-440	#4	4-40
C845-632	#6	6-32
C845-832	#8	8-32
C845-1024	#10	10-24
C845-1032	#10	10-32
C845-2520	1/4"	1/4"-20
C845-2528	1/4"	1/4"-28
C845-M3	M3	M3 x 0.5
C845-M4	M4	M3 x 0.7
C845-M5	M5	M3 x 0.8
C845-M6	M6	M3 x 1.0


For Large Size Rivnuts*		
Part Number	Size	Thread
C722-3118	5/16"	5/16"-18
C722-3124	5/16"	5/16"-24
C722-3716	3/8"	3/8"-16
C722-3724	3/8"	3/8"-24
C722-5013	1/2"	1/2"-13
C722-5020	1/2"	1/2"-20
C722-M7	M7	M7 x 1.00
C722-M8	M8	M8 x 1.25
C722-M10	M10	M10 x 1.50

* Includes allen wrench.

For Slotted Rivnuts		
Part Number	Size	Thread
C1000-440	#4	4-40
C1000-632	#6	6-32
C1000-832	#8	8-32
C1000-1024	#10	10-24
C1000-1032	#10	10-32

For Slotted Rivnuts		
Part Number	Size	Thread
C1000-2520	1/4"	1/4"-20
C1000-2528	1/4"	1/4"-28
C1000-M4	M4	M3 x 0.7
C1000-M5	M5	M3 x 0.8
C1000-M6	M6	M3 x 1.0

USATCO Plus Type Drivers



High Speed Push-Pull Spiral Action

NEW

For installing slotted (plus type) rivet nuts.

Metric sizes also available, please inquire.

Part Number	Conversion Kit Part Number	Replacement Stud Part No.	Thread Size
10-L7000-4	10-JP4-C	38-U-16-4	4-40
10-L7000-6	10-JP6-C	38-U-16-6	6-32
10-L7000-8	10-JP8-C	38-U-16-8	8-32
10-L7000-10	10-JP10-C	38-U-16-10	10-32
10-L7000-1/4*	10-JP1/4-C	38-U-16-1/4	1/4"-28

USATCO RIVETNUT Drivers



*High Speed Push-Pull
Spiral Action*

10-JP4

Part Number	Conversion Kit Part Number	Replacement Stud Part No.	Thread Size
10-JP4	10-JP4-C	38-U-16-4	4-40
10-JP6	10-JP6-C	38-U-16-6	6-32
10-JP8	10-JP8-C	38-U-16-8	8-32
10-JP10	10-JP10-C	38-U-16-10	10-32
10-JP1/4*	10-JP1/4-C	38-U-16-1/4	1/4"-28
10-JP2520	10-JP2520-C	38-U-16-2520	1/4"-20

* Aluminum only.

Metric sizes also available, please inquire.



Includes:

RIVETNUT Driver, 6-32, 8-32 & 10-32 Large Flange Aluminum RIVETNUTS (25 each), Two Nosepieces With Conversion Kits & Molded Plastic Case

Part Number	Description
53-JP6810	Complete 81 PC Kit

Notcher/Key Seating Tools



10-L3600-4

*3/32" Alum. & 1/32"
Steel Capacity*

Note: Extra blades should be ordered with tool.

Part Number	For Use With	Size
10-L3600-4	Flat Head Rivnuts	#4
10-L3600-6	100° Countersunk & Flat Head Rivnuts	#6
10-L3600-8	100° Countersunk & Flat Head Rivnuts	#8
10-L3600-10	100° Countersunk & Flat Head Rivnuts	#10
10-L3600-1/4	Flat Head Rivnuts	1/4"

Replacement Cutter Blades	For Use With
10-K14	#6, 8, 10 & 1/4"
10-K18	#4

Aluminum Klik Thread-Sert Kit



Includes:

Thread-Sert Tool, Seven Mandrels, Four Nosepieces, 5/16"-18 & 3/8"-16 Thread-Serts (6 each), 6-32, 8-32, 10-32, 10-24 & 1/4"-20 Thread-Serts (10 each) & Plastic Case

Part Number	Description
39313	Complete 75 PC Kit

Pneumatic Threaded Insert Driver Kits



140-SP

- Automatically threads, installs the fastener & spins out the mandrel.
- Totally adjustable stroke length to suit any grip range.
- Includes swivel air inlet for increased mobility.
- No complicated tear down required to change stroke or thread.

140-SP Includes:

Pneumatic Insert Driver, 6-32 to 1/4"-20 Mandrels & Nosepieces, Extra Driver Base, Accessories & Molded Plastic Case

Part Number	Capacity*	Weight
140-SP	4 to 6 mm 6-32 to 1/4"-20	4.9 lbs (2.2 kgs)

160-SP Includes:

Pneumatic Insert Driver, 6-32 to 3/8"-16 Mandrels & Nosepieces, Extra Driver Base, Accessories & Molded Plastic Case

Part Number	Capacity*	Weight
160-SP	3.5 to 10 mm 4-40 to 1/2"-20	6 lbs (2.7 kgs)

* In aluminum or steel. Full line of mandrels & nosepieces available, please inquire.